

IP 64 device mount - Central.Line.Optic - direct narrow/wide distribution - visually continuous

Device mounts made of galvanised, profiled sheet steel with zinc coating combined with polyester resin paint guarantees good corrosion protection; tool-free attachment with design-integrated push locks ensure protection against theft and disassembly. Integrated end faces made of plastic with sealing lips and an all-round closed seal to the support rail for a protection type up to IP64. Housing colour traffic white RAL 9016; Direct narrow/wide-beam light distribution using the Central.Line.Optic HP made of PMMA plastic. The lens optics ensure absolute ease of assembly and are simple to maintain thanks to the easily cleaned surface. The compact 1-row arrangement of the lenses ensures that the dots merge into a line with a homogeneous appearance in the object. Electrical connection by means of a fixed, 5-pin, quick-fit plug connector and a free choice of phases. Integrated guide for fast contacting; With 3h emergency lighting battery; Luminaire status by visible status LED in luminaire (NL-B3); Luminous flux in emergency light mode 921 lm. They are exchangeable, permit modernisation and reliably prolong the service life of the overall system.

CHARACTERISTICS

Order number	19532027020
EAN number	4020863444021
Commodity code	94051190
Certification mark	IP 64, Protection class I, F, D, HACCP DIN10500/Food/IFS-application-related suitability/BRC, Indoor, CE
Impact resistance (IK rating)	IK03 (5°C bis 35°C)
Ambient temperatur	ta 5°C to 35°C
Warranty period	5 years
State funding programs	BEG - Federal funding for efficient buildings (valid only for Germany)

ELECTRICAL ENGINEERING

Controller	Electronic driver 3h emergency lighting (1 pcs.)
System output	36W
Mains voltage	230V/50Hz
Circuit breakers (inrush current)	17 pieces/B10, 28 pieces/B16, 29 pieces/C10, 48 pieces/C16
Energy efficiency class/light source	C

LIGHTING TECHNOLOGY

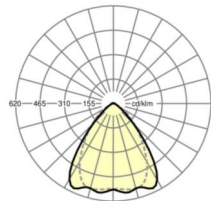
Placement	LED, Colour rendering/Light colour CRI ≥ 80 / 4000K
Colour tolerance (MacAdam)	3SDCM
Nominal luminous flux	6850lm
Nominal luminous flux-emergency lighting mode	921lm
LED service life	50000h L80/B10 (Tq 35°C), 70000h L80/B50 (Tq 35°C), 100000h L80/B50 (Tq 30°C)
Luminaire luminous efficiency	192lm/W
Beam angle	80° (C0) / 75° (C90)
UGR lat./long.	18.5 / 19.1

MECHANICS

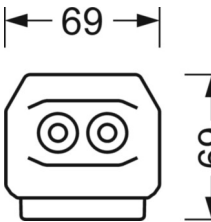
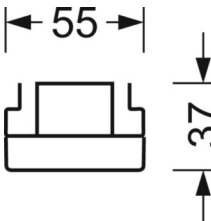
Housing colour	traffic white RAL 9016
Dimensions (LxWxH/DxH)	2299mm x 55mm x 37mm
Weight (net)	2.45kg
Type of installation	Mounting rail system installation, Light structure

DEEP-LINK

<https://www.regiolux.de/en/article/19532027020>



Reference	LED 7000lm 840
ηLB	100 %
Φ ↓/↑	98 % / 2 %
UGR lat./long.	18.5 / 19.1



Dimensions

L	2299 mm	Length
B	55 mm	Width
H	37 mm	Height